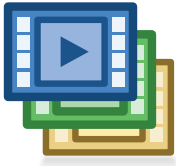


Osmosis is an engaging longitudinal curricular support tool built to clarify what students cover in class, while providing an engaging, efficient, and approachable learning experience. Our platform uses learning science, including content-chunking and multimedia design, to present complex material so that it's easier to absorb.



ON-DEMAND, BITE-SIZED ILLUSTRATED VIDEOS

- Basic science and diseases
- Case-based pathology review videos
- Clinical practice videos



LEARN PAGES AND ASSESSMENTS ITEMS


- High-yield notes for pathology and physiology
- Board-style questions with detailed answer explanations
- Flashcards with spaced repetition

The screenshot shows the Osmosis interface for a video titled "Dilated cardiomyopathy". The video player displays a diagram of the heart with handwritten annotations: "LUNGS", "BODY", "WEAK CONTRACTIONS" (pointing to the heart), "LESS PUMPED OUT (LOWER STROKE VOLUME)", and "BIVENTRICULAR CONGESTIVE HEART FAILURE". The interface includes a video player with a progress bar, a "High Yield Notes" section with a "Print" button, and an "Assessments" section with "Flashcards" and "Preclinical Questions".

- 1 Students can learn visually and control what comes next
- 2 Assessments to reinforce learning objectives
- 3 Scan videos at 2x speed for lecture alignment
- 4 Content accessible to all via closed captioning
- 5 Quickly scan video transcripts to sync with learning objectives
- 6 Video chapters allow for bite-sized learning

HOW DO PARTNER INSTITUTIONS USE OSMOSIS?

- **Pre-work:** Pre-work for flipped classrooms, small group sessions, or case-based learning, so students come prepared to participate in class.
- **Active self-directed learning:** Students make playlists, watch videos, and quiz themselves on weak or borderline topics, while tracking progress through their analytics dashboard.
- **In-class:** Videos and assessment items can be played during class to support student engagement in a group or during pair-and-share sessions.
- **Early course correction and remediation:** Students create playlists or watch videos assigned by faculty to strengthen knowledge deficits. Dashboard analytics help guide discussions between students and faculty on areas of focus.



Osmosis Video Reference Sheet

Contact your Academic Success Manager to view a reference sheet of all videos within the Osmosis platform. You can explore resources that align with your curriculum by searching topics from your course objective or syllabus.



CREATING AN OSMOSIS PLAYLIST



FACULTY ANALYTICS WALKTHROUGH



EMBEDDING OSMOSIS VIDEO LINKS



AND SO MUCH MORE

FREE CME/CE CREDITS



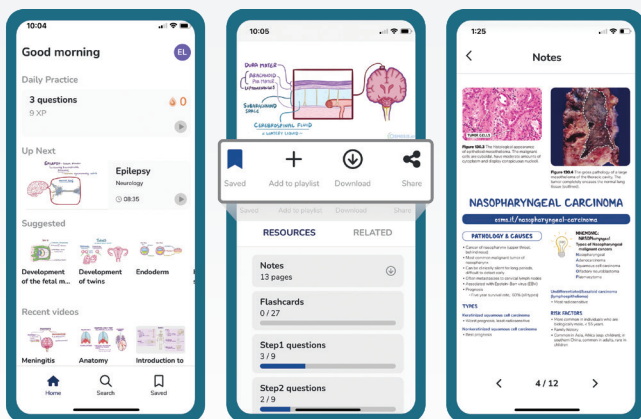
Osmosis Continuing Education Credit

Using Osmosis, you can earn AMA PRA Category 1 credits based on video length and the number of quiz questions completed. Credits are automatically calculated in your Osmosis profile as a faculty member.



Fundamentals of Teaching and Learning in the Health Professions Course

With an institutional subscription, the course is free and offers 6 AMA PRA Category 1 Credit(s) TM. Coupon Code: **FTLFREE**.



OSMOSIS MOBILE APP

Students can watch Osmosis videos offline and review assessment items anywhere with the Osmosis mobile app, available on both [iOS](#) or [Android](#).



Have comments or questions?

Reach out to your Academic Success Manager or our live support team at support@osmosis.org or in the [chat box](#)

